
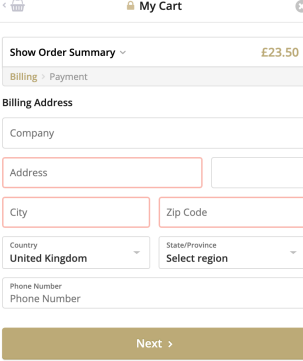
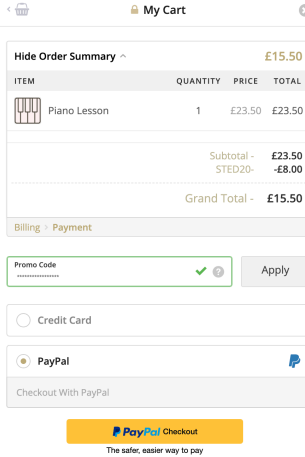

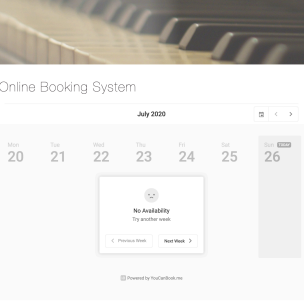


Booking a Summer On Line Lesson

The first part of the system for booking lessons has changed slightly but the rest will be familiar to you. The main difference is that you can now pay for a single lesson online. On receipt of payment you will *then* be given access to the online diary. Beforehand, you simply booked a slot for the lesson and you were *then* invoiced for a series of lessons.

▲ Please note that the original generic password (beginning with T***) for online access to the diary **no longer** works. The process is now as follows:

Step 1	Step 2	Step 3	Step 4	Step 5	Step 6
<p>Follow the links at beccahuttonmusic.co.uk to purchase a lesson.</p>	<p>You only need to include the following information: Email address to send receipt Address, City and Post Code (for confirmation of payment)</p>	<p>Proceed and PLEASE make sure you include the personal Promo Code provided to you to ensure you pay the correct amount.</p>	<p>Check that the amount has been amended according to the information in the email sent to you.</p> <p>Choose your payment method.</p>	<p>Proceed through payment and you should receive confirmation. Please use the SAME Promo Code as your Password to gain access to the diary to enable you to book the lesson.</p>	<p>Book your lesson slot as normal.</p>
			<p>Confirmation</p> <p>Thank you for purchasing a piano or theory lesson. You can now proceed to the online diary and book your lesson slot as you are already used to doing.</p> <p>IMPORTANT: Click on the link below and use the discount code as your new password to access the booking page as you did for your discount.</p> <p>The previous password will not work.</p> <p>When you book the lesson you will receive confirmation as before.</p> <p>Go to Booking Page</p>		

Repeat as above for additional lessons. I am looking at ways to simplify this part.